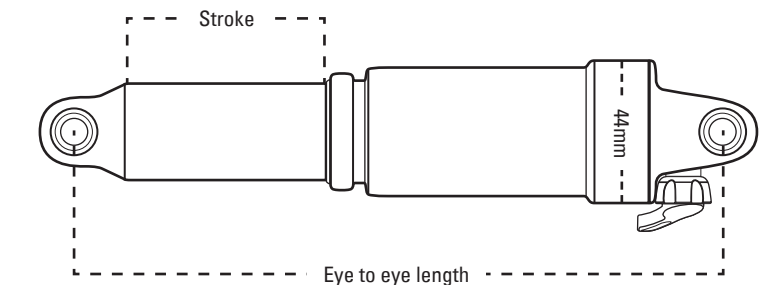
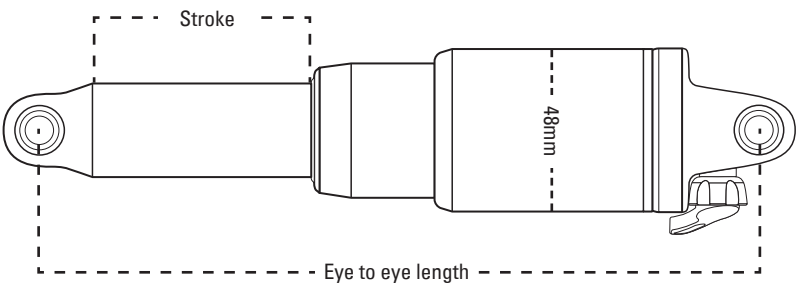


STEP 1: SELECTION BY DIMENSION / STROKE

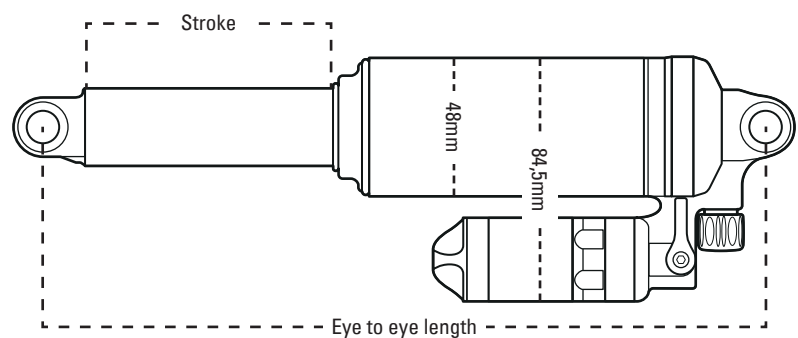
In order to select the right rear shock, first make sure you select the right eye to eye length and the right stroke. These information can be provided be your frame or bicycle supplier.



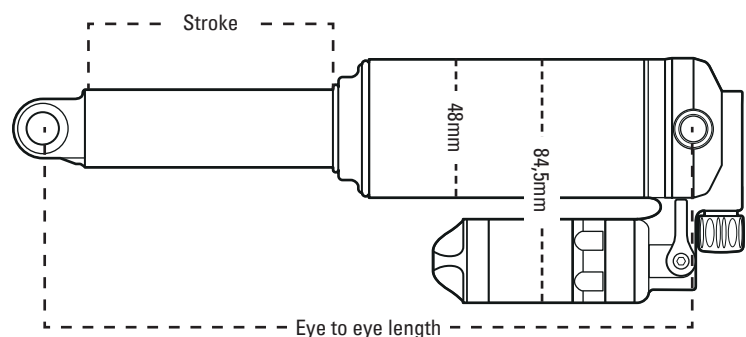
UNAir	
Eye to eye	Stroke
165mm	38mm
184mm	44mm
190mm	51mm



DUAir	
Eye to eye	Stroke
200mm	51mm
200mm	57mm
216mm	63mm

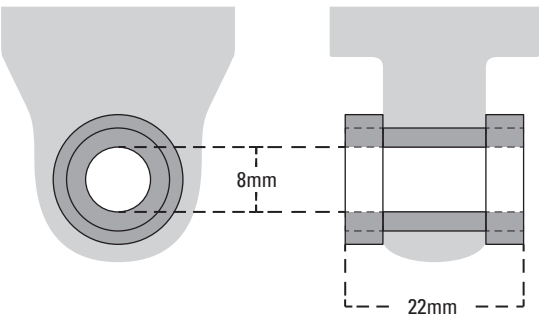


TRIAir	
Eye to eye	Stroke
200mm	57mm
216mm	63mm
210mm	50mm
230mm	65mm
250mm	70mm
250mm	75mm



TRIAir Trunnion	
Eye to eye	Stroke
205mm	60mm
225mm	75mm

STEP 2: SELECTION BY MOUNTING STANDARD



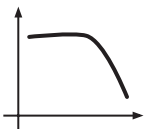
Once you found the right length and stroke, please make sure the mounting size of your frame fits to the selected SRSUNTOUR rear shock. The image on the left shows our factory standard setup. Different widths and diameters are available on demand.

STEP 3: SELECTION BY LEVERAGE RATIO

For proper performance the characteristic of frame and rear shock need to match. Please contact your bicycle/ frame manufacturer first for this information before selecting the rear shock, otherwise the performance might noz be satisfactory.

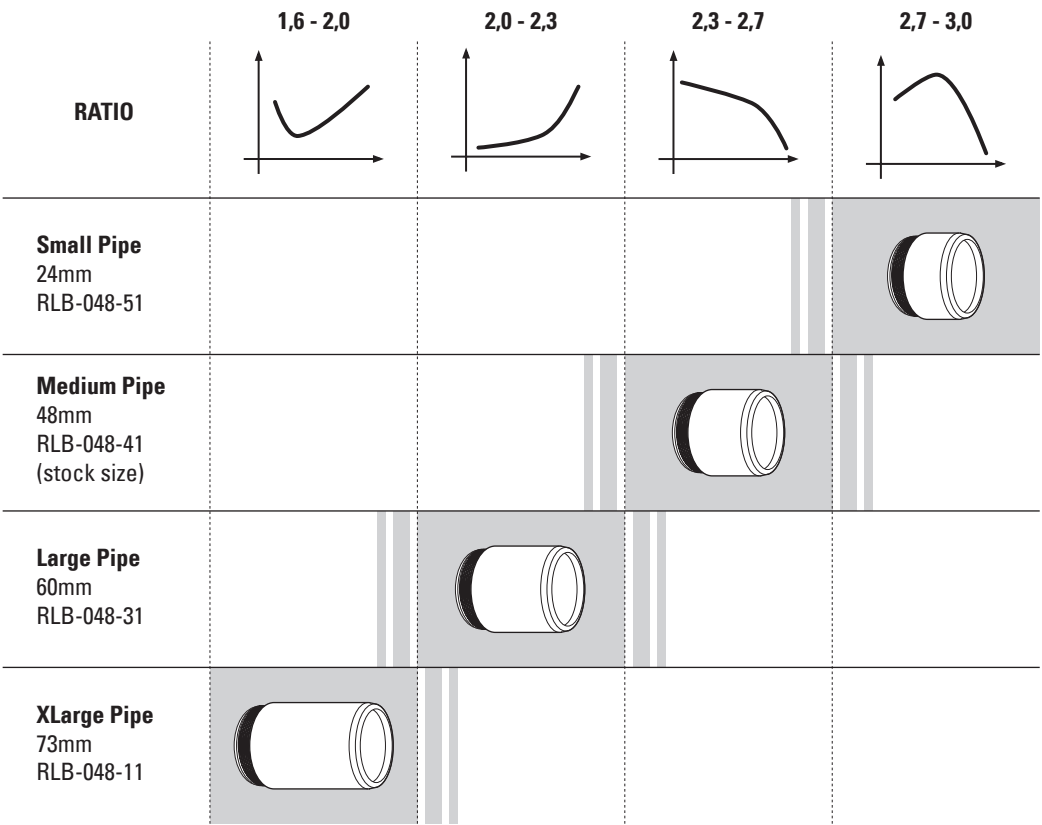
UNAIR

The UNAir has been designed with a fixed ratio between 2.5 and 2.7.



DUAIR

The DUAir with its adaptable air volume by changing the size of the air pipe, is able to fit the following leverage ratios. The M sized pipe is delivered as stock size.



TRIAIR

The TRIAir with its adaptable air volume by changing the size of spacers inside the outer air chamber, is able to fit various leverage ratios.